

# PARAG PARIKH ARBITRAGE FUND




An open-ended scheme investing in arbitrage opportunities



## Investment Objective

The investment objective of the scheme is to generate capital appreciation and income by predominantly investing in arbitrage opportunities in the cash and derivatives segment of the equity market, and by investing the balance in debt and money market instruments. However, there is no assurance that the investment objective of the Scheme will be achieved and the Scheme does not assure or guarantee any returns.





## Parag Parikh Arbitrage Fund

-  **Better Tax Efficiency**
  - Unlike Debt Funds, Arbitrage funds are taxed as 'Equity Oriented' funds
  - This can be more tax efficient for individuals/firms in higher tax brackets
-  **Low Risk-Fully hedged equity exposure at all times**
  - The fund does not take a directional exposure to equity
-  **Conservatively managed Debt Allocation**
  - Investment in Low credit-risk debt instruments

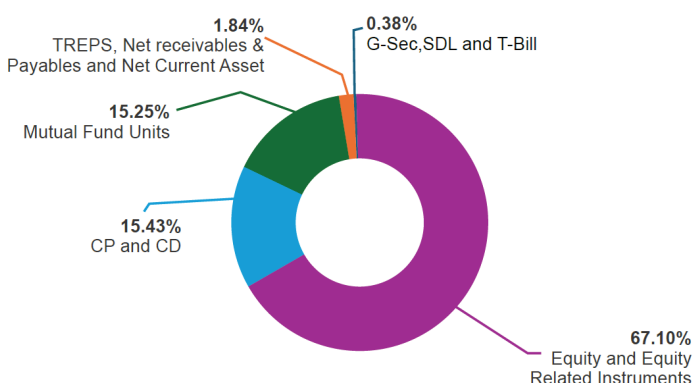
## Who Should Invest

- Risk averse investors
- Seeking alternatives to traditional short-term investment options with a understanding that mutual fund returns are not assured and are subject to market risks
- Investors who prefer 'equity taxation' - Those who are in higher tax slabs
- Investors who do not want to take directional calls on the market

## This Scheme Is Suitable For The Investors...

-  Suited for investors with a low-risk appetite who prioritize capital preservation and seek potentially stable returns over aggressive growth
-  Suitable for achieving specific financial goals, such as funding education or buying a home, by providing moderate growth with lower volatility
-  May suit investors seeking to diversify their portfolio with a balanced mix of assets, reducing overall risk while maintaining exposure to equities
-  Seeks to generate steady, low-volatility returns through arbitrage opportunities while keeping credit risk minimal

## Asset Allocation by Asset Class



Source: Internal, Data as on May 29, 2026

## Fund Details

**Allotment Date** - November 2, 2023

**AMFI Tier I Benchmark** - Nifty 50 Arbitrage (TRI)

**Additional Benchmark** - CRISIL 1 Year T-Bill Index

**Minimum SIP Investment Amount** - Monthly SIP: ₹ 1000 and Quarterly SIP ₹ 3000

**Minimum Application / Additional Purchase Amount** -  
 New Purchase: ₹ 1000 and in multiples of ₹ 1 thereafter.  
 Additional Purchase: ₹ 1000 and in multiples of ₹ 1 thereafter.

**Fund Manager** - Mr. Rajeev Thakkar, Mr. Raunak Onkar, Mr. Raj Mehta  
 Mr. Rukun Tarachandani, Mr. Tejas Soman and Ms. Aishwarya Dhar

## SIP Investment Performance (Assumption : ₹10,000/- is invested on the first of every month)

	Since Inception (November 02, 2023)	May 30, 2025 to May 29, 2026 (Last 1 Year)
Total Amount Invested	3,10,000	1,20,000
Market value of Investment (Regular Plan)	3,35,526	1,23,356
Market value of Investment (Direct Plan)	3,37,142	1,23,593
(Regular Plan) Returns (Annualised) (%)	6.09%	5.31%
(Direct Plan) Returns (Annualised) (%)	6.46%	5.69%
Nifty 50 Arbitrage (TRI) Returns (Annualised) (%)	6.99%	6.21%
CRISIL 1 Year T-Bill Index Returns (Annualised) (%)	5.48%	3.57%

## Lumpsum Investment Performance (Compounded annual returns)

Date	Scheme		AMFI Tier I Benchmark	Index	Value of Investment of Rs. 10,000/-^^			
	PPAF (Regular)	PPAF (Direct)	Nifty 50 Arbitrage (TRI)	CRISIL 1 Year T-Bill Index	PPAF (Regular)	PPAF (Direct)	Nifty 50 Arbitrage (TRI)	CRISIL 1 Year T-Bill Index
Since Inception (November 02, 2023)*	6.55%	6.93%	7.30%	6.29%	11,774	11,881	11,988	11,698
May 30, 2025 to May 29, 2026 (Last 1 Year)	5.60%	5.98%	6.65%	3.97%	10,559	10,596	10,663	10,396

Source: Scheme Performance - Internal / Benchmark Performance - CRISIL

\*Since inception returns are calculated on Rs. 10 (allotment price)

^^Point-to-point returns for a ₹10,000 lump sum investment made on the specified initial date and redeemed on the specified final date reflect growth based on prevailing NAVs of the Direct and Regular Plan – Growth Options

Note: 3 year and 5-Years CAGR: Not disclosed as the scheme has not completed 3 and 5 years. Hence, 3 and 5-year performance data is not available (NA).

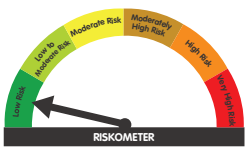
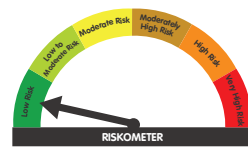
- Different plans shall have different expense structures.
- Scheme returns shown are for direct and regular plan.
- Past performance may or may not be sustained in future and is not a guarantee of any future return
- Data presented here is upto the last calendar month.
- Greater than 1 year returns are CAGR returns.

Please click on link for performance of other schemes managed by Fund Manager : <https://amc.ppfas.com/schemes/fund-manager-performance/>

**Fund Managers :** **Mr. Rajeev Thakkar** - Chief Investment Officer - Equity and Director (Since Inception), **Mr. Raunak Onkar** - Fund Manager & Research Head (Since Inception), **Mr. Raj Mehta** - Executive Vice President & Fund Manager - Equity (Since September 1, 2025), **Mr. Rukun Tarachandani** - Executive Vice President & Fund Manager - Equity (Since Inception), **Mr. Tejas Soman** - Chief Investment Officer – Debt (Since September 1, 2025), **Ms. Aishwarya Dhar** - Senior Manager & Fund Manager- Debt (Since September 1, 2025)

**Total Number of Schemes Managed by the Fund Managers:** Rajeev Thakkar, Raunak Onkar, Raj Mehta, & Rukun Tarachandani - 6, Tejas Soman - 7, Aishwarya Dhar - 5

**Footnote-** Mr. Raj Mehta managed as Fund Manager – Debt upto August 31, 2025 and appointed as Fund Manager – Equity with effect from September 1, 2025

This product is suitable for investors who are seeking*	Parag Parikh Arbitrage Fund	
	Scheme's Risk-o-meter	AMFI Tier I Benchmark's Risk-o-meter (NIFTY 50 Arbitrage (TRI))
<ul style="list-style-type: none"> <li>• To generate income by investing in arbitrage opportunities</li> <li>• Predominantly investing in arbitrage opportunities in the cash and derivatives segment of the equity market.</li> </ul>	 <p>The risk of the scheme is low risk</p>	 <p>The risk of the benchmark is low risk</p>

\*Investors should consult their financial advisers if in doubt about whether the product is suitable for them.

Riskometers are as on May 31, 2026

Please visit the website address for Scheme SID: <https://amc.ppfas.com/downloads/kim-sid-and-sai/>

Please visit the website address for latest Riskometer updates: <https://amc.ppfas.com/statutory-disclosures/product-labelling/>

Disclaimer: In the preparation of the material contained in this document, the Asset Management Company (AMC) has used information that is publicly available, including information developed in-house. Some of the material used in the document may have been obtained from members/persons other than the AMC and/or its affiliates and which may have been made available to the AMC and/or to its affiliates. Information gathered and material used in this document is believed to be from reliable sources. The AMC however does not warrant the accuracy, reasonableness and/or completeness of any information. We have included statements/opinions/recommendations in this document, which contain words, or phrases such as "will", "expect", "should", "believe" and similar expressions or variations of such expressions that are "forward looking statements". Actual results may differ materially from those suggested by the forward looking statements due to risk or uncertainties associated with our expectations with respect to, but not limited to, exposure to market risks, general economic and political conditions in India and other countries globally, which have an impact on our services and/or investments, the monetary and interest policies of India, inflation, deflation, unanticipated turbulence in interest rates, foreign exchange rates, equity prices or other rates or prices etc.

The AMC (including its affiliates), the Mutual Fund, the trust and any of its officers, directors, personnel and employees, shall not liable for any loss, damage of any nature, including but not limited to direct, indirect, punitive, special, exemplary, consequential, as also any loss of profit in any way arising from the use of this material in any manner. The recipient alone shall be fully responsible/liable for any decision taken on this material.

### PPFAS Asset Management Private Limited

Registered Office: 81/82, 8<sup>th</sup> Floor, Sakhar Bhavan, Ramnath Goenka Marg, 230, Nariman Point, Mumbai - 400 021, Maharashtra, India.

Tel: 91 22 6140 6555 Website: [amc.ppfas.com](http://amc.ppfas.com)

SEBI Registered Name: PPFAS Mutual Fund | SEBI Registration No: MF/069/12/01

**Mutual Fund investments are subject to market risks, read all scheme related documents carefully.**