




PARAG PARIKH FLEXI CAP FUND

[Formerly known as Parag Parikh Long Term Equity Fund]

An open-ended dynamic equity scheme investing across large cap, mid cap, small cap stocks.

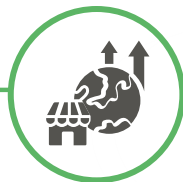
WHY INVEST IN A FLEXI CAP FUND?



Diversified -Flexibility to invest across market capitalisation, Large-cap, Mid- cap and small-cap companies#



Invest across various industries/ sectors



Can invest in International Market if the mandate permits



Risk Mitigation - The fund manager can go overweight or underweight on any particular market segment

#Market Capitalisation means Market value of the listed company, which is calculated by multiplying its current market price by number of its shares outstanding. Large Cap: 1st -100th company in terms of full market capitalization, Mid Cap: 101st -250th company in terms of full market capitalization, Small Cap: 251st company onwards in terms of full market capitalization.

KEY FEATURES OF PARAG PARIKH FLEXI CAP FUND

Invest in large-cap, mid-cap and small-cap stocks

Invest in stocks listed on overseas exchanges

Participate in buy-backs and other special situations

Invest across various industries/ sectors

Avail of arbitrage opportunities

Has the flexibility to avoid being fully Invested in equities at all times, focusing on favorable valuations

A LOCAL FUND WITH GLOBAL FOCUS*

Global advantage... Without any tax disadvantage.#

Parag Parikh Flexi Cap Fund (PPFCF) is one of only a handful of Indian mutual fund schemes to invest in a basket of domestic and foreign stocks.

Why diversify globally...

- Reducing 'country risk'
- Winners keep rotating
- Reducing portfolio volatility
- Wider choice
- Valuations



*#‘Tax disadvantage’ refers to higher ‘Capital Gains Tax’ paid by investors in other ‘global’ equity mutual fund schemes

* **Note:** Fresh Investment in foreign securities were temporarily suspended from February 2, 2022. Further, SEBI video its letter SEBI/HO/OW/IMD-II/DOF3/P/25095/2022 dated June 17, 2022 has permitted the AMCs to resume subscription and make investments in overseas funds / securities upto the headroom available without breaching the overseas investment limit as of February 01, 2022.

ASSET ALLOCATION

Instruments	Indicative allocations (% of net assets)		Risk Profile
	Minimum	Maximum	High/Medium/Low
Equity and Equity related instruments	65%	100%	Medium to High
Debt Securities, Money Market Instruments	0%	35%	Low to Medium
Foreign Equity and equity related instruments	0%	35%	Medium to High
Debt Securities (including Units) issued by REITs & InvITs	0%	10%	Medium to High

Note: For detailed asset allocation, please refer to the [Scheme Information Document](#) (SID) of scheme.

Note: Fresh Investment in foreign securities were temporarily suspended from February 2, 2022. Further, SEBI vide its letter SEBI/HO/OW/IMD-II/DOF3/P/25095/2022 dated June 17, 2022 has permitted the AMCs to resume subscription and make investments in overseas funds / securities upto the headroom available without breaching the overseas investment limit as of February 01, 2022.

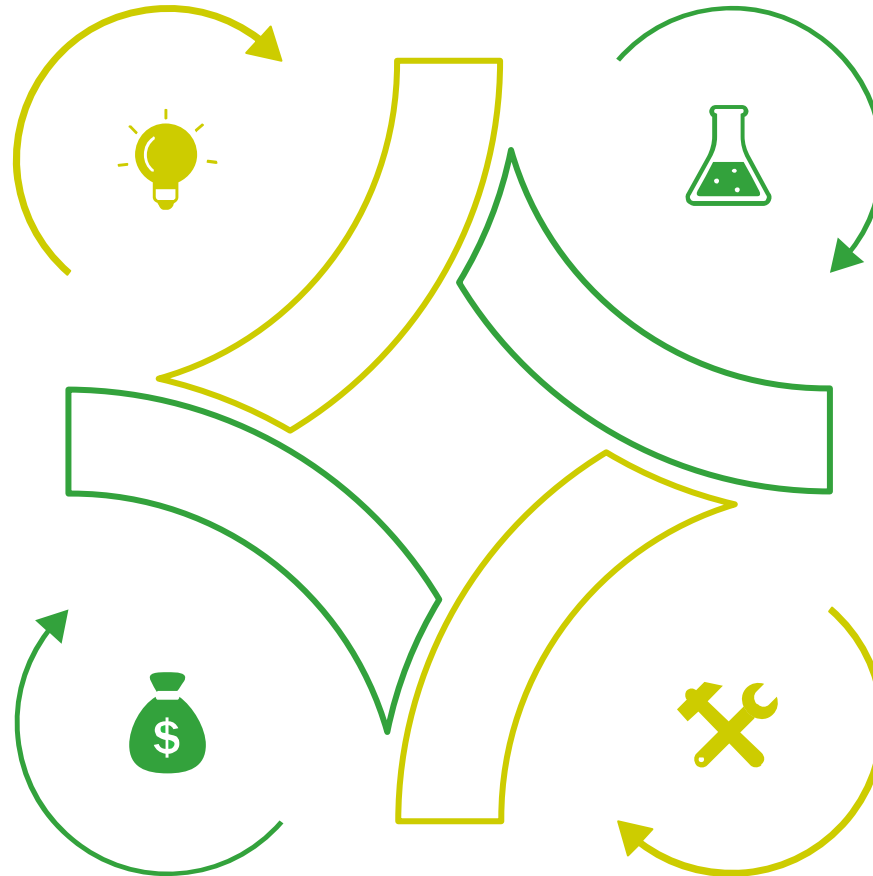
OUR INVESTMENT PROCESS

How do we find investments

- Screen for good quality businesses.
- Create investment universe of stocks.
- Track related sectors & companies.

How do we value investments

- Valuation of the business across its own history.
- Peer valuation & differences.
- Our own estimates & range of reasonable valuation.



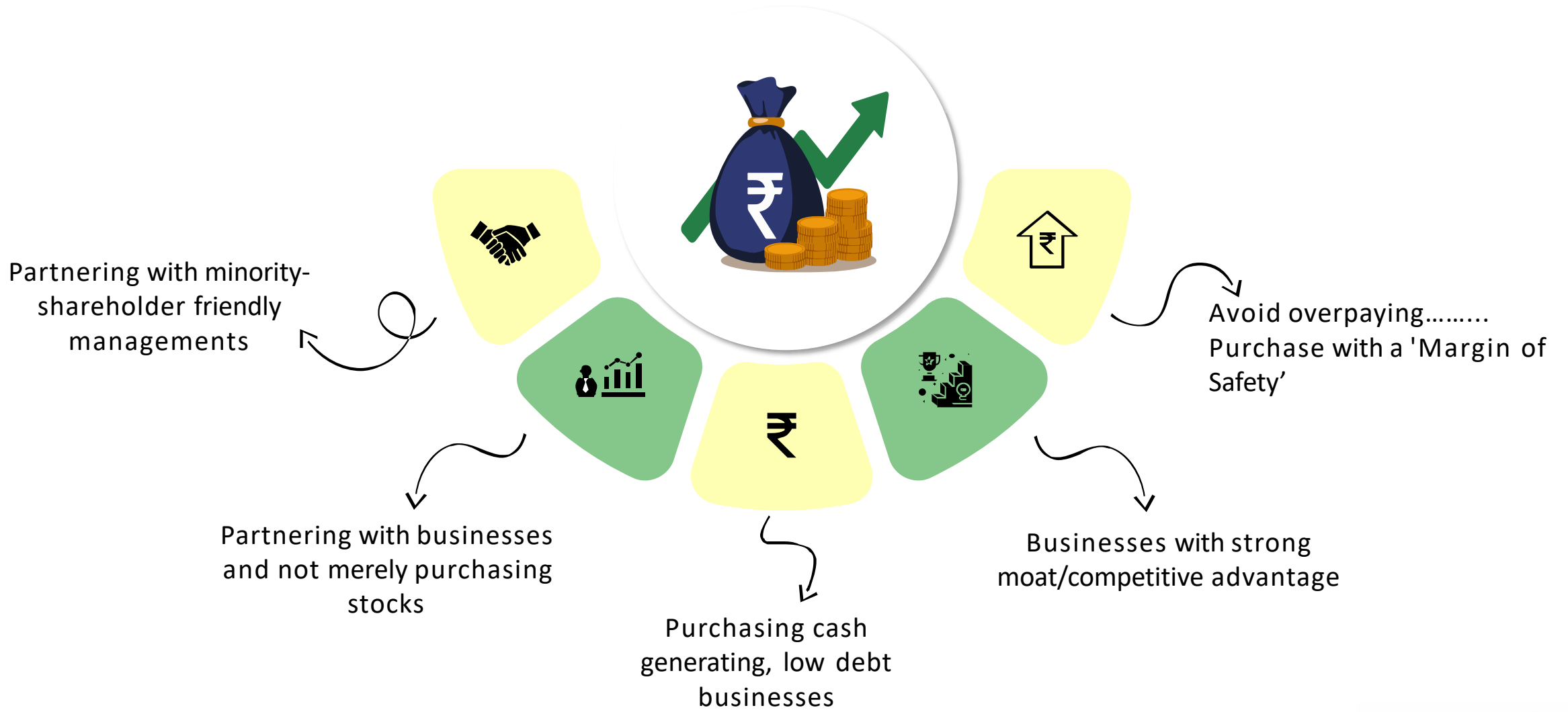
How do we study investments

- Sectoral study of investment universe.
- Compare performance of competitors.
- Study the history of businesses & sectors.
- Assess the management & business quality.

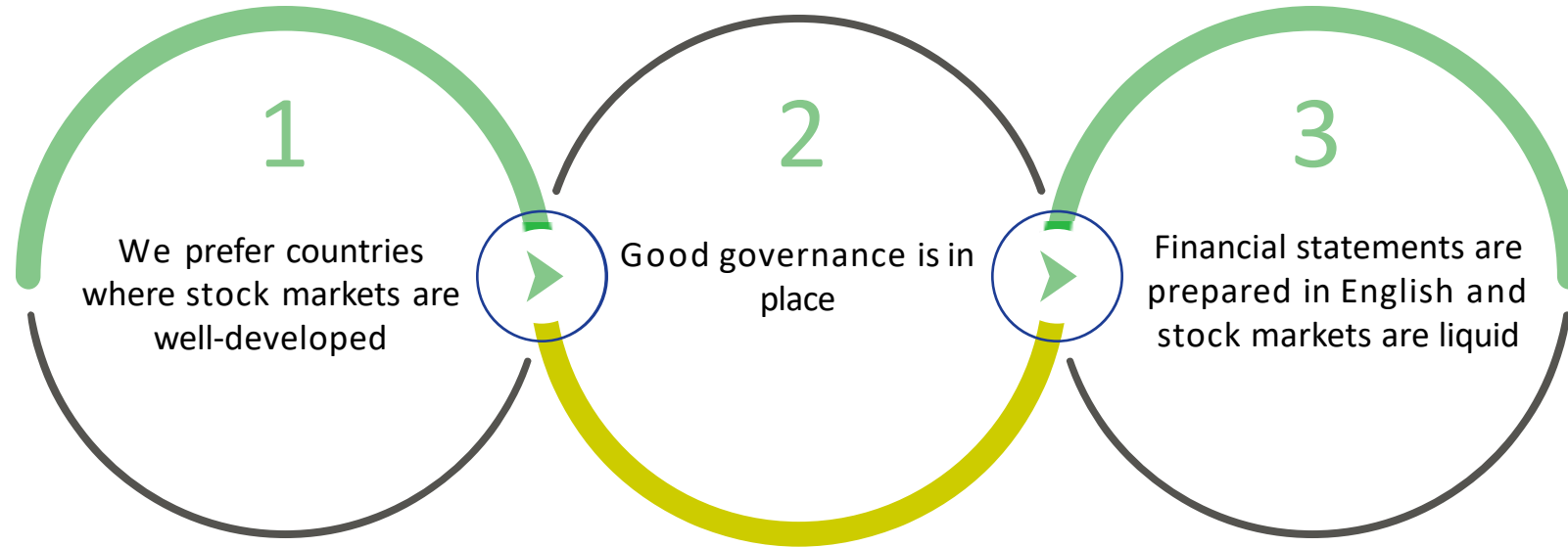
How do we build the portfolio

- Single stock is not more than 10%.
- Opportunistic Buying & Selling of businesses.
- Ensure sectoral diversification.
- Ensure geographical diversification.

OUR INVESTMENT APPROACH



HOW DO WE SHORTLIST INTERNATIONAL STOCKS



Within these countries...

We seek companies which are large, have operations in multiple countries and are reasonably valued.

Currently, we are focusing on companies listed mainly in USA, Western Europe and Developed Asia as we have access to a large universe of companies which possess all these attributes.

Note: Constituents of the overseas portfolio, as well as their overall share in the total will fluctuate based on the Fund Management Team's view of domestic and foreign markets, regulatory stipulations, restriction on foreign currency remittances, etc. Investors are requested to consult their financial, tax and other advisors before taking any investment decision(s).

TAX EFFICIENT



65% of corpus invested in Indian equities. Hence it enjoys the same tax benefits as any other Indian equity mutual fund scheme, despite it having the freedom to invest in foreign stocks.

Note : Investors are requested to consult their financial, tax and other advisors before taking any investment decision(s)



At PPFAS Mutual Fund, We Are Inspired by the Hammurabi Code.

- We demonstrate our conviction in our flagship Scheme by actively investing in it

Details can be checked here

<https://amc.ppfas.com/schemes/disclosure-of-insider-holdings/>

What is Hammurabi Code?

If a builder built a house for a man & the house collapses to cause the death of the owner, then the builder must be put to death.

LUMPSUM & SIP INVESTMENT PERFORMANCE – MAY 29, 2026 (1/2)

Lumpsum Investment Performance (Compounded annual returns)

Date	Scheme		AMFI Tier I Benchmark	Additional Benchmark	Value of Investment of Rs. 10,000/-^^			
	PPFC (Regular)	PPFCF (Direct)	NIFTY 500 (TRI)	NIFTY 50 (TRI)	PPFCF (Regular)	PPFCF (Direct)	NIFTY 500 (TRI)	NIFTY 50 (TRI)
Since Inception (May 24, 2013)*	17.56%	18.39%	14.12%	12.46%	82,188	90,059	55,829	46,125
May 30, 2025 to May 29, 2026 (Last 1 Year)	-0.33%	0.31%	0.28%	-3.85%	9,967	10,031	10,028	9,616
May 31, 2023 to May 29, 2026 (Last 3 Years)	14.79%	15.59%	13.92%	9.54%	15,121	15,438	14,778	13,140
May 31, 2021 to May 29, 2026 (Last 5 Years)	14.53%	15.46%	12.49%	9.88%	19,702	20,507	18,007	16,012
May 31, 2016 to May 29, 2026 (Last 10 Years)	16.94%	17.84%	14.03%	12.54%	47,813	51,612	37,165	32,593

Source: Scheme Performance - Internal Benchmark Performance – CRISIL

*Since Inception returns are calculated on Rs. 10 (allotment price)

^^Point-to-point returns for a ₹10,000 lump sum investment made on the specified initial date and redeemed on the specified final date reflect growth based on prevailing NAVs of the Direct and Regular Plan – Growth Options

Fund Managers :

Mr. Rajeev Thakkar - Chief Investment Officer - Equity and Director (Since Inception)

Mr. Raunak Onkar - Fund Manager Dedicated for Overseas Securities (Since Inception)

Mr. Raj Mehta - Executive Vice President & Fund Manager - Equity (Since September 1, 2025)

Mr. Rukun Tarachandani - Executive Vice President & Fund Manager - Equity (Since May 16, 2022)

Mr. Tejas Soman - Chief Investment Officer – Debt (Since September 1, 2025)

Ms. Mansi Kariya - Associate Vice President & Fund Manager- Debt (Since December 22, 2023)

Ms. Aishwarya Dhar - Senior Manager & Fund Manager- Debt (Since September 1, 2025)

Total Number of Schemes Managed by the Fund Managers:

Rajeev Thakkar, Raunak Onkar, Raj Mehta, & Rukun Tarachandani - 6

Tejas Soman - 7, Mansi Kariya - 4, Aishwarya Dhar - 5

NOTES :

- Different plan shall have different expense structures.
- Scheme returns shown are for direct and regular plan.
- Past performance may or may not be sustained in future and is not a guarantee of any future returns.
- Greater than 1 year returns are CAGR returns.
- Data presented here is upto the last calendar month

Footnote- Mr. Raj Mehta managed as Fund Manager – Debt upto August 31, 2025 and appointed as Fund Manager – Equity with effect from September 1, 2025

LUMPSUM & SIP INVESTMENT PERFORMANCE – MAY 29, 2026 (2/2)

SIP Investment Performance (Assumption : ₹ 10,000/- is invested on the first of every month)

Date	Since Inception from May 24, 2013	May 30, 2025 to May 29, 2026 (Last 1 Year)	May 31, 2023 to May 29, 2026 (Last 3 Years)	May 31, 2021 to May 29, 2026 (Last 5 Years)	May 31, 2016 to May 29, 2026 (Last 10 Years)
Total Amount Invested	15,70,000	1,20,000	3,60,000	6,00,000	12,00,000
Market value of Investment (Regular Plan)	51,43,129	1,17,102	4,02,074	8,13,967	28,97,665
Market value of Investment (Direct Plan)	54,95,614	1,17,492	4,06,528	8,31,190	30,49,749
(Regular plan) Returns (Annualised) (%)	16.78%	-4.52%	7.35%	12.19%	16.82%
(Direct plan) Returns (Annualised) (%)	17.68%	-3.91%	8.10%	13.04%	17.77%
NIFTY 500 (TRI) Returns (Annualised) (%)	13.64%	-1.78%	6.30%	10.51%	13.60%
NIFTY 50 (TRI) Returns (Annualised) (%)	11.85%	-9.28%	2.82%	7.26%	11.62%

Source: Factsheet

Note : Past performance may or may not be sustained in future and is not a guarantee of any future returns.

Please click on link for performance of other schemes managed by Fund Manager : <https://amc.ppfas.com/schemes/fund-manager-performance/>

COMPARATIVE PERFORMANCE AS ON MAY 29, 2026

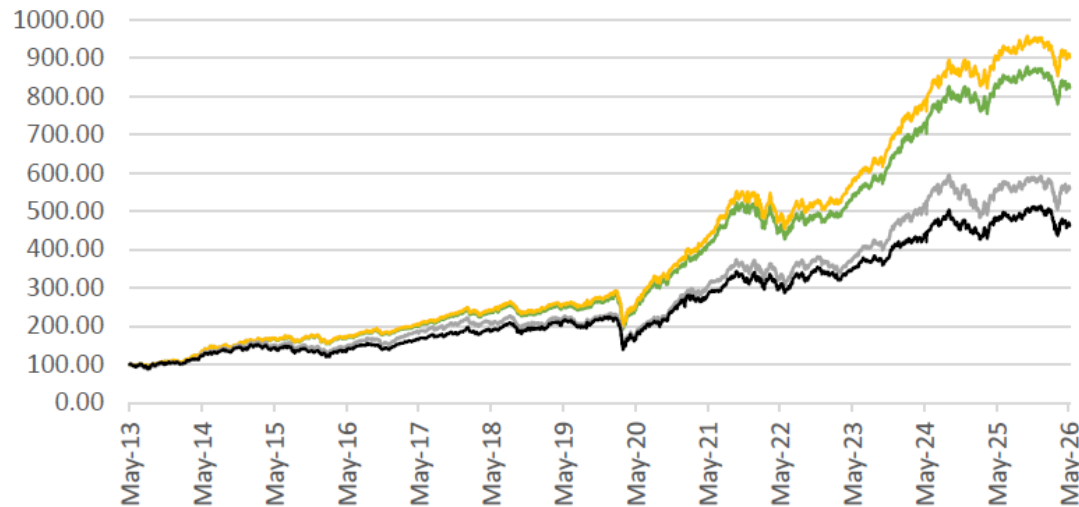
PPFCF Vs Benchmark Indices

● PFCF Regular ● PFCF Direct ● AMFI Tier I Benchmark Returns (Nifty 500 TRI) ● Additional Benchmark - Nifty 50 (TRI) Returns

Since Inception

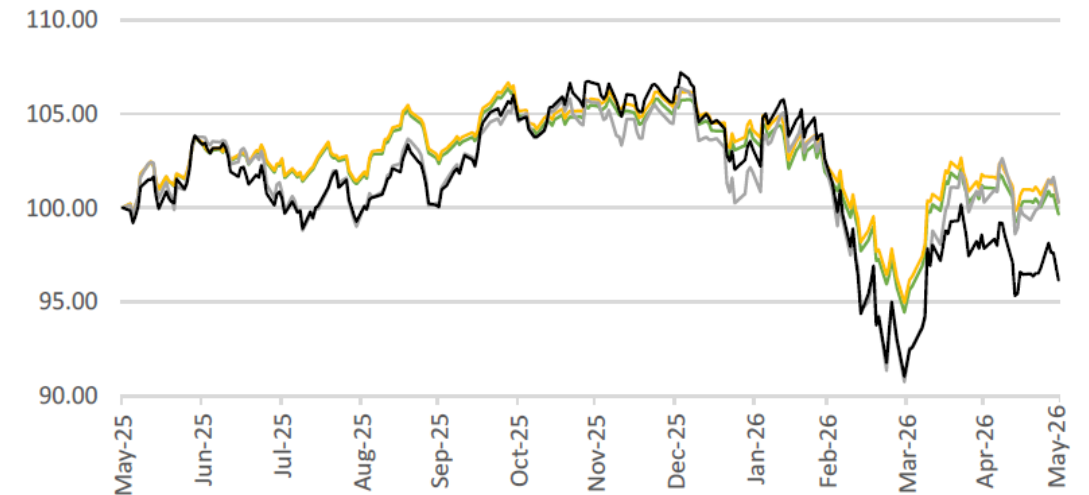
CAGR:

PPFCF Regular: 17.56%, PFCF Direct: 18.39% Nifty 500: 14.12%, Nifty 50: 12.46%



May 30, 2025 to May 29, 2026

PPFCF Regular: -0.33%, PFCF Direct: 0.31% Nifty 500: 0.28%, Nifty 50: -3.85%



Source: Internal Source

Value of Rs 100 Invested in Scheme/Benchmark indices

Note: Different plans shall have different expense structures.
 Past performance may or may not be sustained in future and is not a guarantee of any future returns.
 Greater than 1-year returns are CAGR returns.
 Data presented here is up to the last calendar month

CURRENT PORTFOLIO – TOP 10 STOCKS

Stock invested	Sector / Industry	Percentage of holding
HDFC Bank Limited	Banks	7.88%
Power Grid Corporation of India Limited	Power	6.41%
ITC Limited	Diversified FMCG	5.84%
Coal India Limited	Consumable Fuels	5.66%
ICICI Bank Limited	Banks	5.11%
Alphabet Inc A	Computer Software	4.83%
Bajaj Holdings & Investment Limited	Finance	4.48%
Kotak Mahindra Bank Limited	Banks	4.12%
HCL Technologies Limited	IT - Software	3.60%
Mahindra & Mahindra Limited	Automobiles	3.45%

Source: Factsheet

Data as on May 29, 2026

Note: Stock(s) / Issuer(s)/ Top stocks with increased or decreased exposure mentioned above are for the purpose of disclosure of the portfolio of the Scheme(s) and should not be construed as recommendation to buy/sell/ hold. The fund manager(s) may or may not choose to hold the stock mentioned, from time to time. Current Portfolio Allocation is based on the prevailing market conditions and is subject to changes depending on the fund manager's view of the equity markets.

SCHEME FACTS

MINIMUM INVESTMENT

Rs. 1,000/- for lump sum as well as monthly SIP
Rs. 3,000/- for Quarterly SIP

MINIMUM SIP PERIOD

Monthly: 6 months;
Quarterly: 4 quarters

DECLARATION OF NAV

The AMC shall update the NAVs on the website of the Mutual Fund (<https://amc.ppfas.com>) and on the website of Association of Mutual Funds in India – AMFI (www.amfiindia.com) by 10.00 am on T+1 day.

EXIT LOAD

In respect of each purchase / switch-in of Units, 10% of the units ("the limit") may be redeemed without any exit load from the date of allotment. Any redemption or switch-out in excess of the limit shall be subject to the following exit load: 2.00% if the investment is redeemed on or before 365 days from the date of allotment of units. 1.00% if the investment is redeemed after 365 days but on or before 730 days from the date of allotment of units. No Exit Load will be charged if investment is redeemed after 730 days from the date of allotment of units. No exit load will be charged, in case of switch transactions between Regular Plan and Direct Plan of the Scheme for existing as well as prospective investors. Above exit load structure is applicable prospectively, for all investments (including SIP/STP and SWP registered) with effect from 15th Nov 2021. Any exit load charged (net off GST, if any) shall be credited back to the Scheme.

CAPITAL GAIN TAX TREATMENT[^]

Similar to any Indian equity diversified scheme.

ASSET UNDER MANAGEMENT & DETAILED PORTFOLIO

AUM and detailed portfolio are available on our website
<https://amc.ppfas.com/schemes/>

[^]Investors are requested to consult their financial, tax and other advisors before taking any investment decision(s)

SCHEME SUITABILITY

While the Scheme is open to all Indian investors, it is especially suitable for *patient investors* who

✓ Understand that equity investments are for the long term

✓ Prefer simple investment solutions rather than complex ones

✓ Welcome, rather than fear, stock market volatility

OTHER PRODUCTS IN THE BASKET

PARAG PARIKH ARBITRAGE FUND

An open-ended scheme investing in arbitrage opportunities. (Since November 2, 2023)

PARAG PARIKH LIQUID FUND

An open-ended Liquid Scheme. A Relatively Low Interest Rate Risk and Relatively low Credit Risk (Since May 11, 2018)

PARAG PARIKH ELSS TAX SAVER FUND

An open-ended equity linked saving scheme with a statutory lock in of 3 years and tax benefit (Since July 24, 2019)

PARAG PARIKH CONSERVATIVE HYBRID FUND

An open-ended hybrid scheme investing predominantly in debt instruments (Since May 26, 2021)

PARAG PARIKH DYNAMIC ASSET ALLOCATION FUND

An open ended dynamic asset allocation fund (Since February 27, 2024)

PARAG PARIKH LARGE CAP FUND

An open ended equity scheme predominantly investing in large cap stocks (Since February 04, 2026)

Footnote: Parag Parikh Large Cap Fund - Category of the Scheme – Large cap Fund. Large Cap means – 1st –100th company in terms of full market capitalization.

Viewers are advised to refer offer documents of respective scheme for investment objective, asset allocation, risk factors and load structure.

INVESTMENT MODES...

OFFLINE:

Application forms [available here](#)

You may submit them:

Either at our [Corporate Office, Branches or Representative Offices](#)

Or at any [CAMS Investor Service Centre](#) across India



[BSE Star MF](#)



[CAMS
edge360](#)



[MF Utilities](#)



[NSE NMF II](#)

Select online Mutual Fund Platforms

PRODUCT LABELLING & RISKOMETER

<p>This Product is suitable for investors who are seeking*</p> <ul style="list-style-type: none"> To generate long-term capital growth from an actively managed portfolio primarily of Equity and Equity related Securities. Scheme shall invest in Indian equities, foreign equities and related instruments and debt securities. 	<p align="center">Parag Parikh Flexi Cap Fund An open ended dynamic Equity scheme investing across large cap, mid cap, small cap stocks.</p>	
	<p align="center">Scheme's Riskometer</p> <p align="center">RISKOMETER The risk of the scheme is very high risk</p>	<p align="center">AMFI Tier I Benchmark's Riskometer (Nifty 500 TRI)</p> <p align="center">RISKOMETER The risk of the benchmark is very high risk</p>

*Investors should consult their financial advisers if in doubt about whether the product is suitable for them.

<p>This Product is suitable for investors who are seeking*</p> <ul style="list-style-type: none"> Long term capital appreciation Investment predominantly in equity and equity related securities. 	<p align="center">Parag Parikh ELSS Tax Saver Fund An open ended equity linked saving scheme with a statutory lock in of 3 years and tax benefit.</p>	
	<p align="center">Scheme's Riskometer</p> <p align="center">RISKOMETER The risk of the scheme is very high risk</p>	<p align="center">AMFI Tier I Benchmark's Riskometer (Nifty 500 TRI)</p> <p align="center">RISKOMETER The risk of the benchmark is very high risk</p>

*Investors should consult their financial advisers if in doubt about whether the product is suitable for them.

<p>This Product is suitable for investors who are seeking*</p> <ul style="list-style-type: none"> To generate regular income through investments predominantly in debt and money market instruments. Long term capital appreciation from the portion of equity investments under the scheme. 	<p align="center">Parag Parikh Conservative Hybrid Fund An open-ended hybrid scheme investing predominantly in debt instruments</p>	
	<p align="center">Scheme's Riskometer</p> <p align="center">RISKOMETER The risk of the scheme is moderately high risk</p>	<p align="center">AMFI Tier I Benchmark's Riskometer (CRISIL Hybrid 85+15 Conservative Index TRI)</p> <p align="center">RISKOMETER The risk of the benchmark is moderately high risk</p>

*Investors should consult their financial advisers if in doubt about whether the product is suitable for them.

<p>This Product is suitable for investors who are seeking*</p> <ul style="list-style-type: none"> Income over the short term Investments in Debt/money market instruments 	<p align="center">Parag Parikh Liquid Fund An Open ended Liquid scheme. A Relatively Low Interest Rate Risk and Relatively low Credit Risk</p>	
	<p align="center">Scheme's Riskometer</p> <p align="center">RISKOMETER The risk of the scheme is low to moderate risk</p>	<p align="center">AMFI Tier I Benchmark's Riskometer (CRISIL Liquid Debt A-1 Index)</p> <p align="center">RISKOMETER The risk of the benchmark is low to moderate risk</p>

*Investors should consult their financial advisers if in doubt about whether the product is suitable for them.

<p>This Product is suitable for investors who are seeking*</p> <ul style="list-style-type: none"> To generate income by investing in arbitrage opportunities Predominantly investing in arbitrage opportunities in the cash and derivatives segment of the equity market. 	<p align="center">Parag Parikh Arbitrage Fund An open ended scheme investing in arbitrage opportunities</p>	
	<p align="center">Scheme's Riskometer</p> <p align="center">RISKOMETER The risk of the scheme is low risk</p>	<p align="center">AMFI Tier I Benchmark's Riskometer (NIFTY 50 Arbitrage (TRI))</p> <p align="center">RISKOMETER The risk of the benchmark is low risk</p>

*Investors should consult their financial advisers if in doubt about whether the product is suitable for them.

<p>This Product is suitable for investors who are seeking*</p> <ul style="list-style-type: none"> Capital Appreciation & Income generation over medium to long term. Investment in equity and equity related instruments as well as debt and money market instruments while managing risk through active asset allocation 	<p align="center">Parag Parikh Dynamic Asset Allocation Fund An open ended dynamic asset allocation fund.</p>	
	<p align="center">Scheme's Risk-o-meter</p> <p align="center">RISKOMETER The risk of the scheme is moderately high risk</p>	<p align="center">AMFI Tier I Benchmark's Risk-o-meter (CRISIL Hybrid 50+50 Moderate Index TRI)</p> <p align="center">RISKOMETER The risk of the benchmark is high risk</p>

*Investors should consult their financial advisers if in doubt about whether the product is suitable for them.

<p>This Product is suitable for investors who are seeking*</p> <ul style="list-style-type: none"> Wealth creation over long term. To invest predominantly in equity and equity related instruments of large cap companies. 	<p align="center">Parag Parikh Large Cap Fund (An open ended equity scheme predominantly investing in large cap stocks)</p>	
	<p align="center">Scheme's Risk-o-meter</p> <p align="center">RISKOMETER The risk of the scheme is very high risk</p>	<p align="center">AMFI Tier I Benchmark's Risk-o-meter (Nifty 100 TRI)</p> <p align="center">RISKOMETER The risk of the benchmark is very high risk</p>

*Investors should consult their financial advisers if in doubt about whether the product is suitable for them.

Potential Risk Class (PRC) of Parag Parikh Liquid Fund

<p>Parag Parikh Liquid Fund</p>	<p align="center">Potential Risk Class</p>					
	Credit Risk	→	Relatively Low (Class A)	Moderate (Class B)	Relatively High (Class C)	
	Interest Rate Risk	↓	Relatively Low (Class I)	A-I		
			Moderate (Class II)			
			Relatively High (Class III)			
			<p>A-I - A Scheme with Relatively Low Interest Rate Risk and Relatively Low Credit Risk</p>			

Note: Riskometers as on May 31, 2026.

Please refer updated riskometer on link: <https://amc.ppfas.com/statutory-disclosures/product-labelling/>

THANK YOU

PPFAS Asset Management Private Limited

Registered Office: 81/82, 8th Floor, Sakhar Bhavan, Ramnath Goenka Marg,
230, Nariman Point, Mumbai - 400 021, Maharashtra, India.

Name of the Sponsor Company: Parag Parikh Financial Advisory Services Ltd.

Name of Trustee Company: PPFAS Trustee Company Private Limited.

Investor Helpline:



1800 266 7790



mf@ppfas.com

Distributor Helpline:



1800 266 8909



91 22 61406538



partners@ppfas.com

SEBI Registered Name: PPFAS Mutual Fund | SEBI Registration No: MF/069/12/01

Mutual Fund investments are subject to market risks, read all scheme related documents carefully.